



ELECTRODE HOLDERS

2014

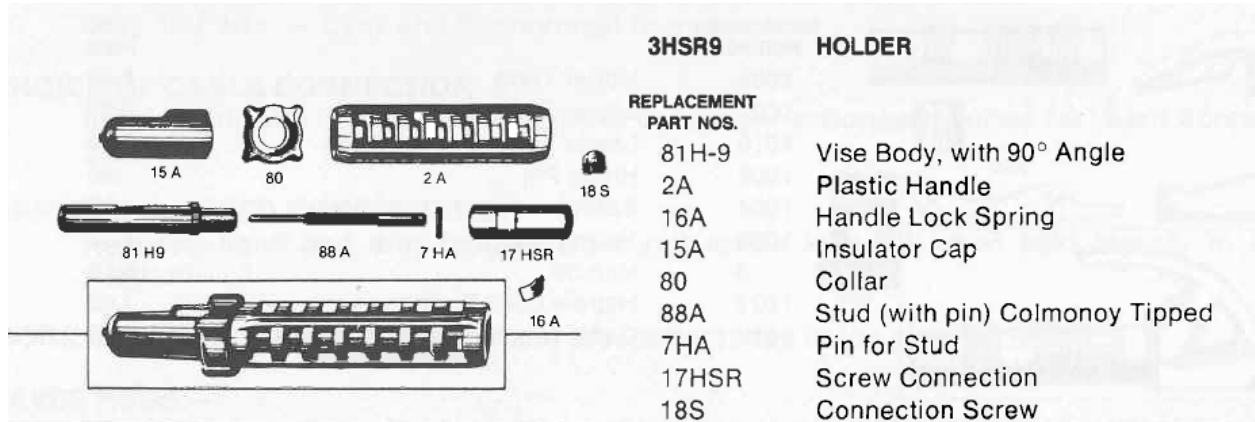
MARTIN WELLS ELECTRODE HOLDERS

| DESCRIPTION | PART NUMBER | AMPS | CONNECTION TYPE | ROD ANGLE | MAX ROD SIZE | |
|-------------|-------------|---------|-----------------|-----------|--------------|-----|
| | | | | | INCHES | MM |
| STUBBY | 3HSR6 | 300-450 | SCREW | 60 | 5/16 | 7.9 |
| | 3HSR9 | 300-450 | SCREW | 90 | 5/16 | 7.9 |
| MASTER | 4HSR9 | 400-600 | SCREW | 90 | 5/16 | 7.9 |
| | 4HSR6 | 400-600 | SCREW | 60 | 5/16 | 7.9 |



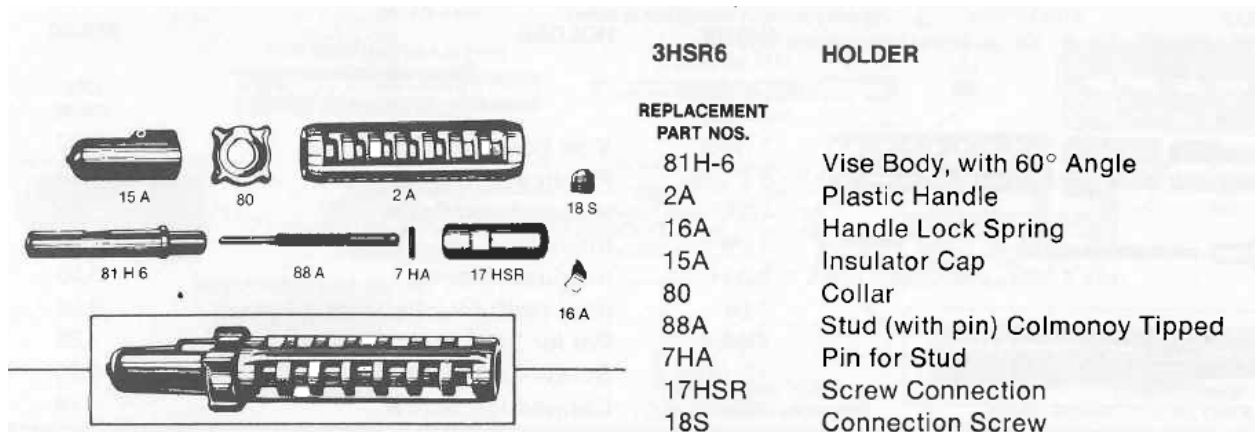
3HSR9 STUBBY ELECTRODE HOLDER – SCREW CONNECTION

SCREW CONNECTION - 90° ROD ANGLE, 300-450 AMPS, 5/16" MAXIMUM ROD SIZE



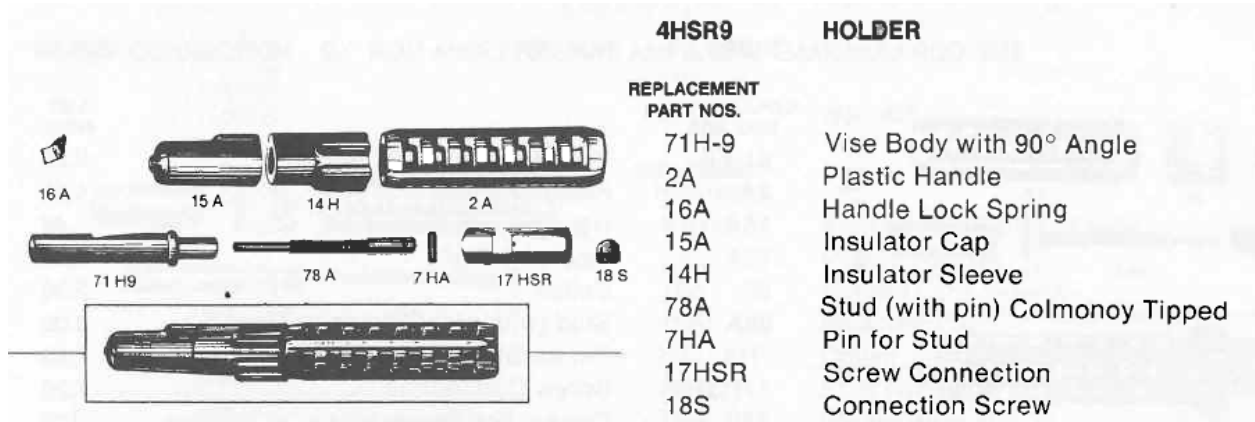
3HSR6 STUBBY ELECTRODE HOLDER – SCREW CONNECTION

SCREW CONNECTION - 60° ROD ANGLE, 300-450 AMPS, 5/16" MAXIMUM ROD SIZE



4HSR9 MASTER ELECTRODE HOLDER – SCREW CONNECTION

SCREW CONNECTION - 90° ROD ANGLE, 400-600 AMPS, 5/16" MAXIMUM ROD SIZE



4HSR6 MASTER ELECTRODE HOLDER – SCREW CONNECTION

SCREW CONNECTION - 60° ROD ANGLE, 400-600 AMPS, 5/16" MAXIMUM ROD SIZE

